

# Google Classroom Instructions

Log into Chromebook, using school login information


If at home or *real* computer, log into Gmail, using school account information

**OR** [click here](#)

Launch Google Chrome Browser


Select the App option

Open Google Classroom



Select the + to **Join a Class**

Type the Class Code



**Class code will come from your instructor**

To access the Units and Classwork, you will need to select **Classwork** (middle of the screen). Classwork is broken down by Unit

To access **Assignments**

Select the Assignment from specific unit

Select the Assignment (click)

Assignment will open automatically in Google Docs

Your document will automatically save in Google Drive as you are typing




practice

Miller - Ways of Commu...

To **TURN IN** your assignment


Select the **TURN IN** button

It is at the **TOP LEFT OF SCREEN**



A 2<sup>nd</sup> dialog box will appear

Select **TURN IN**



If you need to make changes to your assignment, you can

**UNSUBMIT**, and make changes. Remember to

**TURN IN** again

