

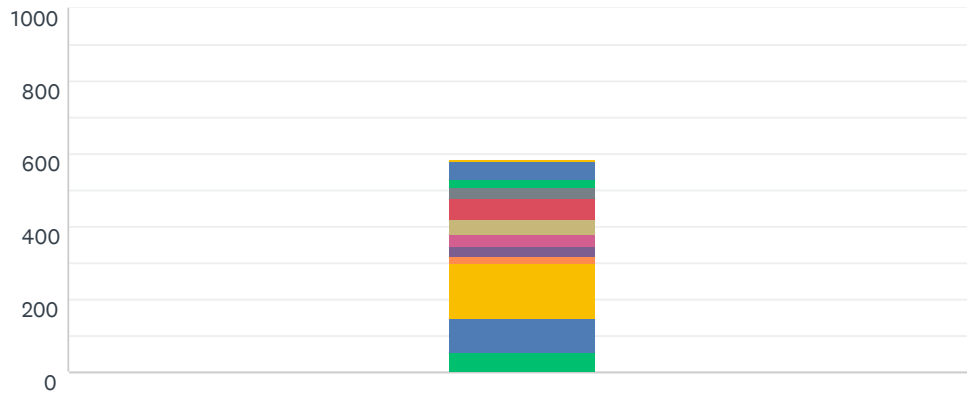
**Community Survey Results for
Centennial School District**

October 2021



Q1 What schools do your students attend? Select all that apply.

Answered: 411 Skipped: 3



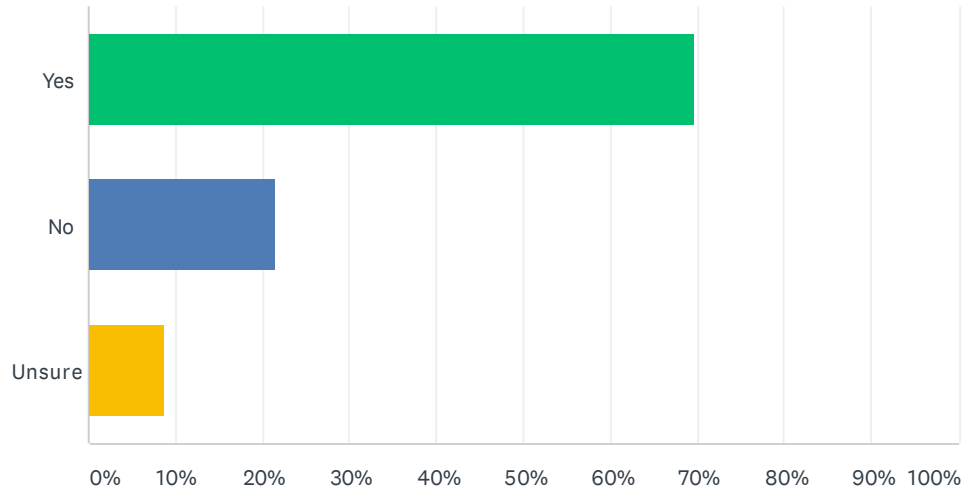
- I have students at Butler Creek Elementary School
- I have students at Centennial High School
- I have students at Centennial Middle School
- I have students at Centennial Transition Center
- I have students at Meadows Elementary School
- I have students at Oliver Elementary School
- I have students at Parklane Elementary School
- I have students at Patrick Lynch Elementary School
- I have students at Pleasant Valley Elementary School
- I have students at Powell Butte Elementary School
- I live in the Centennial School District community and do not have students enrolled in Centennial Schools
- I am a Centennial School District employee
- I do not live in the Centennial School District community

Centennial School District Boundary Review Community Survey

ANSWER CHOICES	RESPONSES	
I have students at Butler Creek Elementary School	13.63%	56
I have students at Centennial High School	23.36%	96
I have students at Centennial Middle School	35.77%	147
I have students at Centennial Transition Center	0.00%	0
I have students at Meadows Elementary School	5.11%	21
I have students at Oliver Elementary School	5.60%	23
I have students at Parklane Elementary School	8.76%	36
I have students at Patrick Lynch Elementary School	10.46%	43
I have students at Pleasant Valley Elementary School	13.87%	57
I have students at Powell Butte Elementary School	7.54%	31
I live in the Centennial School District community and do not have students enrolled in Centennial schools	4.38%	18
I am a Centennial School District employee	12.17%	50
I do not live in the Centennial School District community	2.19%	9
Total Respondents: 411		

Q2 Are you aware that the District will reconfigure it's grade groups to a K-5/6-8 model with the conversion of Oliver Elementary to a middle school? This will likely result in modified boundaries to balance enrollment throughout the district.

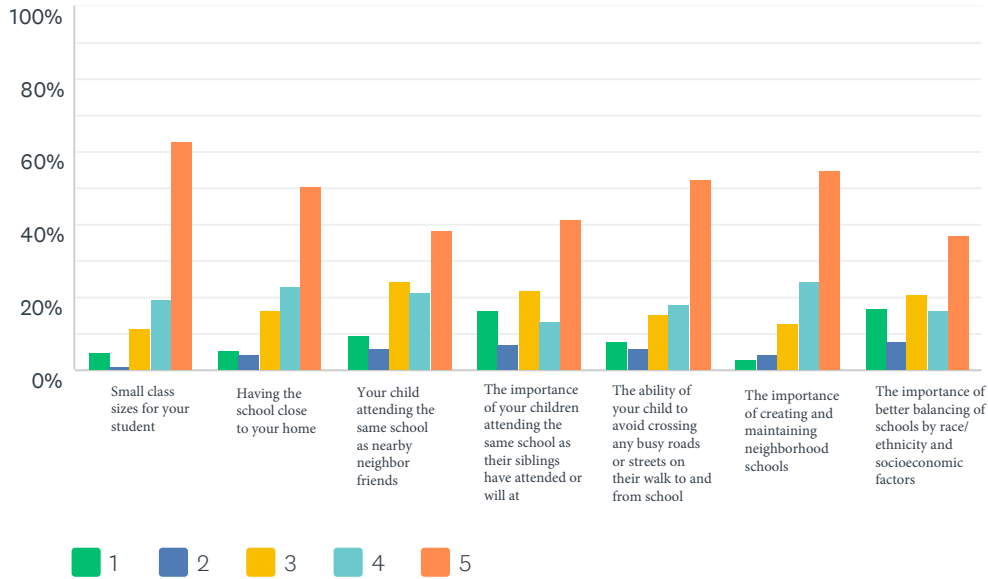
Answered: 410 Skipped: 4



ANSWER CHOICES	RESPONSES	
Yes	69.76%	286
No	21.46%	88
Unsure	8.78%	36
TOTAL		410

Q3 We want to understand what is important to you regarding your student’s school. Please rate each item below on a scale of 1 through 5, with a “5” meaning extremely important, and “1” meaning not important.

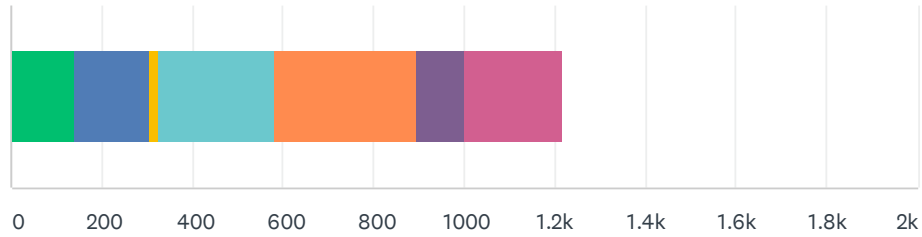
Answered: 411 Skipped: 3



	1	2	3	4	5	TOTAL
Small class size for your student	5.13% 21	0.98% 4	11.74% 48	19.32% 79	62.84% 257	409
Having the school close to your home	5.41% 22	4.67% 19	16.46% 67	22.85% 93	50.61% 206	407
Your child attending the same school as nearby neighbor friends	9.56% 39	6.13% 25	24.51% 100	21.32% 87	38.48% 157	408
The importance of your children attending the same school as their siblings have attended or will at	16.46% 67	6.88% 28	21.87% 89	13.27% 54	41.52% 169	407
The ability of your child to avoid crossing any busy roads or streets on their walk to and from school	8.15% 33	5.93% 24	15.31% 62	18.02% 73	52.59% 213	405
The importance of creating and maintaining neighborhood schools	2.95% 12	4.42% 18	13.02% 53	24.57% 100	55.04% 224	407
The importance of better balancing of schools by race/ethnicity and socioeconomic factors	17.00% 68	8.25% 33	21.00% 84	16.75% 67	37.00% 148	400

Q4 In addition to safety, what else is most important to you regarding where they attend school? Please choose up to three.

Answered: 408 Skipped: 6



- Proximity to our home/walkability
- Same school as they have attended. I do not want them to change
- Concerned about bussing/do not want my child to be bussed
- Size of their class
- Quality of the school and their teachers
- Go to the same school as their nearby neighborhood friends
- Better programs/clubs/opportunities

ANSWER CHOICES	RESPONSES	
Proximity to our home/walkability	34.56%	141
Same school as they have attended. I do not want them to change	39.95%	163
Concerned about bussing/do not want my child to be bussed	5.64%	23
Size of their class	62.99%	257
Quality of the school and their teachers	76.47%	312
Go to the same school as their nearby neighborhood friends	25.74%	105
Better programs/clubs/opportunities	53.19%	217
Total Respondents: 408		