

FROM THE PRINCIPAL

Dear Parents and Community Members,

To the Oliver community, Harold Oliver Elementary School is proud to serve an extremely diverse community. With languages represented from countries all over the world, our school truly has an international feel to it. Our focus at Oliver is clear - through an inclusive and welcoming environment we will work hard to provide students with a rigorous and relevant education. We Have An 'all means all' mentality, meaning we believe *all* children deserve a quality education. We embrace our cultural diversity and not only celebrate but find ways to have that diversity enhance our instruction and student experience. Along with making sure each student learns we want to make sure each student know that on our campus they are valued for who they are.

This annual report card, issued by the Oregon Department of Education (ODE) offers a view of how our students Performed During the 2015-16 school year. The student test results released this fall to mark new baseline enabling us to know where students stand on their path to success. ODE Generates a school report card for every school That details the results of the state's new assessment, SBA (Smarter Balanced Assessment). The new assessment Replaced our previous end of year tests, OAKS (Oregon Assessment of Knowledge and Skills). It is a better, more accurate tool for educators, students, and parents as we work together to preparing students for academic success. Based on the results of this new assessment, we Recognize the need to Increase the rigor in our literacy & math programs. These we will address needs by continued implementation of the Common Core State Standards and providing Differentiated instruction to meet the needs of each and every student.

While test results Important Provide feedback to students, parents, and educators They are only one measure of students' academic success. The information is Important as it Gives a view of

how a student grew in the previous school year and information on how to better serve students in the upcoming year. Continued professional development for staff in areas: such as assessment, equity, and literacy will support our dedicated and hardworking teachers in meeting our students' needs.

Four years ago Oliver Elementary was designated a "priority school" due to below average student achievement. This designation will continue for one more year. We are focused on Developing a Rigorous academic program utilizing the Common Core State Standards in English Language Arts and Mathematics. It is our goal to work our way out of this status for the benefit of the whole school and every student, and are Committed to doing so in collaboration With students, families, and the Entire community.
Yours in service

Jeb Hubbs
Principal

Thank you,

Principal | Jeb Hubbs

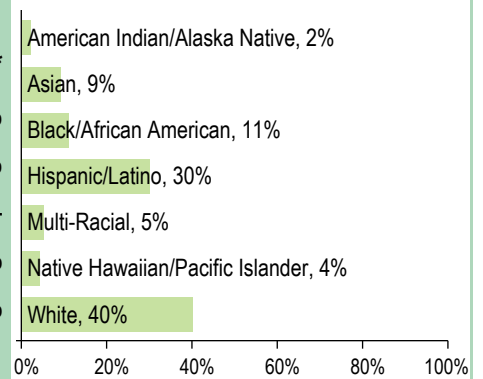
SCHOOL PROFILE

ENROLLMENT 2015-16	422
K-3	262
4-5	110
6-8	50

MEDIAN CLASS SIZE	School	Oregon
Self-Contained	25.0	25.0
Departmentalized	--	--

SELECTED DEMOGRAPHICS	
Economically Disadvantaged	***
Students with Disabilities	15%
Ever English Learner	46%
Different Languages Spoken	24
Regular Attenders	68.2%
Mobile Students	22.1%

STUDENTS



IMMUNIZATION RATES

Percent of students with all required vaccines: 94 (Visit www.healthoregon.org/immdata for more information.)

Percent of students without all required vaccines: 6

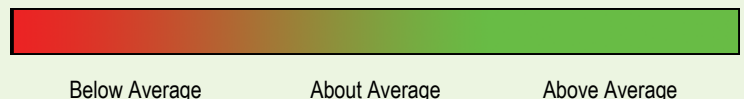
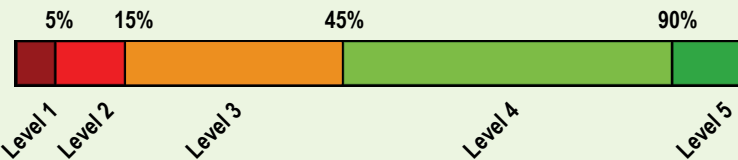
(This value includes students with medical exemptions, nonmedical exemptions, no immunization records, or up-to-date but incomplete immunization records.)

*, <5, and >95 are displayed when data are unavailable or to protect student confidentiality.

*** indicates that this school offered lunch at no charge to all students.

OVERALL SCHOOL RATING

Given the recent passage of the Every Student Succeeds Act (ESSA) and the expiration of Oregon's ESEA flexibility waiver on August 1, 2016, the State of Oregon will not assign ratings (i.e., overall and comparison school ratings) to schools for the 2015-16 school year.



PROGRESS ARE STUDENTS MAKING ADEQUATE GAINS OVER TIME?

SCHOOL PERFORMANCE

Performance of students enrolled in the school for a full academic year

Did at least 95% of the students at this school take required assessments? Yes No, Interpret Results with Caution
Participation rate criteria are in place to ensure schools test all eligible students.

The Smarter Balanced and alternate assessments have four performance levels where levels 3 and 4 are meeting the standard for school and district accountability.

See report cards from previous years to view historical OAKS performance data.

	School Performance (%)			School Performance (%)	Oregon Performance (%)	Like-School Average (%)
	2012-13	2013-14	2014-15	2015-16	2015-16	2015-16
English Language Arts (Administered statewide in grades: 3-8, 11)				Level 1	Level 2	Levels 3 & 4
All students in tested grades	2014-15 was the first operational year of the new English language arts assessment.			28.5 18.8 52.7	52.8 22.3 24.8	35.8 25.3 38.9
	31.2 22.3 46.5					
Mathematics (Administered statewide in grades: 3-8, 11)				Level 1	Level 2	Levels 3 & 4
All students in tested grades	2014-15 was the first operational year of the new mathematics assessment.			16.4 32.2 51.4	43.7 28.8 27.5	26.6 31.3 42.1
	21.1 30.7 48.2					
Science (OAKS) (Administered statewide in Grades: 5, 8, 11)				Did not meet	Met	Exceeded
All students in tested grades	25.0	21.6	25.0	19.6	66.5	45.9
	1.9 23.1 75.0	0.0 21.6 78.4	6.3 18.8 75.0	0.0 19.6 80.4	15.7 50.8 33.5	6.3 39.6 54.1

Visit www.ode.state.or.us/go/data for additional assessment results.

*, <5, and >95 are displayed when the data must be suppressed to protect student confidentiality.

OUTCOMES FOR KEY STUDENT GROUPS AT THIS SCHOOL COMPARED TO THE SAME GROUPS STATEWIDE

STUDENT GROUP OUTCOMES

	School Performance (%)	Oregon Performance (%)	Like-School Average (%)	School Performance (%)	Oregon Performance (%)	Like-School Average (%)	School Performance (%)	Oregon Performance (%)	Like-School Average (%)		
Economically Disadvantaged				American Indian/Alaska Native			Native Hawaiian/Pacific Islander				
Eng. Lang. Arts	28.5	40.9	35.8	Eng. Lang. Arts	*	36.0	18.8	Eng. Lang. Arts	30.0	40.5	36.2
Mathematics	16.4	31.5	26.6	Mathematics	*	27.6	15.6	Mathematics	10.0	28.6	21.7
Science	19.6	56.1	45.9	Science	*	51.7	52.6	Science	*	46.5	37.5
English Learners				Asian				White			
Eng. Lang. Arts	29.0	30.3	26.3	Eng. Lang. Arts	38.1	70.6	48.7	Eng. Lang. Arts	35.1	59.5	44.5
Mathematics	17.4	22.9	19.7	Mathematics	20.0	67.5	47.5	Mathematics	21.9	50.2	35.4
Science	17.9	38.7	32.7	Science	*	75.6	53.8	Science	25.0	75.4	58.5
Students with Disabilities				Black/African American				Female			
Eng. Lang. Arts	<5	23.9	14.0	Eng. Lang. Arts	6.7	31.7	23.9	Eng. Lang. Arts	36.2	58.1	39.2
Mathematics	<5	20.3	11.5	Mathematics	7.1	20.9	14.7	Mathematics	20.4	42.9	23.8
Science	<5	38.4	22.3	Science	*	41.5	28.9	Science	15.8	64.6	43.2
Migrant				Hispanic/Latino				Male			
Eng. Lang. Arts	*	25.9	24.1	Eng. Lang. Arts	20.4	34.7	28.6	Eng. Lang. Arts	20.7	47.8	32.5
Mathematics	*	19.2	17.2	Mathematics	7.4	25.5	18.5	Mathematics	12.2	44.4	29.4
Science	*	36.1	43.6	Science	14.3	44.9	36.1	Science	22.2	68.3	48.6
Talented and Gifted				Multi-Racial							
Eng. Lang. Arts	>95	95.5	88.7	Eng. Lang. Arts	28.6	57.2	42.5				
Mathematics	>95	94.8	86.4	Mathematics	42.9	46.6	29.8				
Science	*	97.7	92.7	Science	*	70.0	52.5				

*, <5, and >95 are displayed when the data must be suppressed to protect student confidentiality.

CURRICULUM & LEARNING ENVIRONMENT WHAT IS THIS SCHOOL DOING TO IMPROVE STUDENT LEARNING AND TO PREPARE STUDENTS FOR THE FUTURE?

SCHOOL READINESS

- Universal Daily Breakfast and Lunch Program
- REAP INC
- Early Kindergarten Transition (EKT) Program
- School--Wide Positive Behavior and Supports (PBIS) Program
- Counseling and Guidance Curriculum and Instruction on College and Career Readiness
- Title I Reading Intervention Program (grades K--3)
- ELL Program Language Instruction Based on Proficiency Level
- Special Education Program
- Counseling for Academic, Emotional and Behavior Issues
- Mental Health Counseling through Multnomah County and Trillium Family Services

ACADEMIC SUPPORT

- Title I Reading Intervention Program (grades K-3)
- ELL Language Instruction Program Based on Proficiency Level
- Special Education Program
- All Day Kindergarten
- Positive Behavior Interventions and Support (PBIS)

ACADEMIC ENRICHMENT

- Talented and Gifted (TAG) Program
- School Uniting Neighborhoods (SUN) After School Program
- SUN - Summer Program
- IXLComputerBased · Math Skills and Enrichment Program

EXTRA-CURRICULAR ACTIVITIES/ AFTER SCHOOL PROGRAMS

- SUN after school program
- SUN choir Program (grades 5-6)
- Track program (grades 4-6)
- After school music program

Data and information in the Curriculum and Learning Environment section were provided by local schools and districts, and were not verified by the Oregon Department of Education.

FEDERAL TITLE I DESIGNATION

- Tier 1 Tier 2 Tier 3

Tier 2 Schools are formerly identified Priority, Priority S.I.G., Focus, or Other Title I Schools based on Oregon's rating formula and ESEA Flexibility Waiver. **These schools have demonstrated moderate improvement since identification and are currently receiving adaptive supports and monitoring from ODE.**

For more information, please visit <http://www.ode.state.or.us/search/page/?id=3742>