

FROM THE PRINCIPAL

Dear Parents and Community Members,

Dear Parents and Community Members,

This annual report card issued by the Oregon Department of Education includes several elements that contribute to a complete picture of our school. The report card describes the diversity of our student body, our total enrollment, and the grades that we serve. It also describes our average class sizes and enrollment trends, along with how our students perform in comparison to other schools and whether our students are making adequate progress over time. Finally, the report card describes the academic program at Parklane Elementary.

The academic achievement data presented on the report card is based on the Smarter Balanced Assessments administered to students in third, fourth, fifth and sixth grades. The tests assess student learning on the Common Core standards that have been adopted in Oregon. Schools are also rated in comparison to other schools who serve similar populations.

Our school is a Focus School, which means our school needs additional support in closing the achievement gap among historically underserved student populations. The state uses test results to focus resources and supports schools throughout the state.

We use these test scores as indicators of student learning gains and areas where we can improve student achievement.

Listed in this report card are programs we are using to improve learning outcomes for our students. This data also helps inform our instruction in order to make sure all students meet their full potential and achieve at high levels.

At Parklane Elementary, we are committed to providing students with a rigorous academic program using standards based curriculum in all content areas. We also engage in meaningful professional development for our staff and collaborate through professional learning communities to maximize the effectiveness of our instruction. At Parklane, we aim to provide a safe and productive learning environment where all students achieve and grow academically and socially.

Thank you,

Principal | Jorge Meza

SCHOOL PROFILE

ENROLLMENT 2015-16	394
K-3	229
4-5	114
6-8	51

MEDIAN CLASS SIZE		
	School	Oregon
Self-Contained	25.0	25.0
Departmentalized	--	--

IMMUNIZATION RATES

Percent of students with all required vaccines: 95 (Visit www.healthoregon.org/immdata for more information.)

Percent of students without all required vaccines: 5

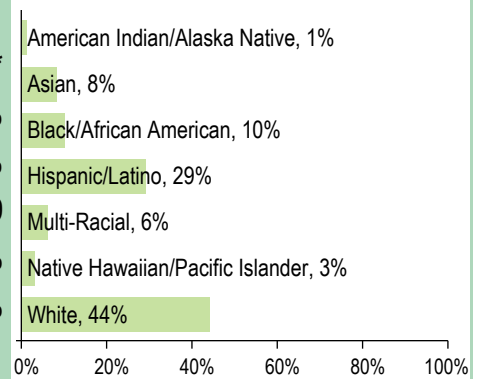
(This value includes students with medical exemptions, nonmedical exemptions, no immunization records, or up-to-date but incomplete immunization records.)

* , <5, and >95 are displayed when data are unavailable or to protect student confidentiality.

*** indicates that this school offered lunch at no charge to all students.

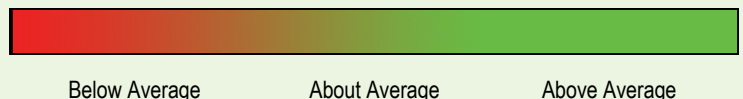
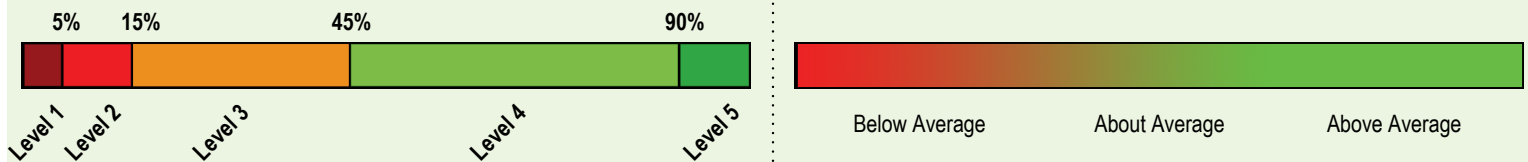
STUDENTS

SELECTED DEMOGRAPHICS	
Economically Disadvantaged	***
Students with Disabilities	16%
Ever English Learner	38%
Different Languages Spoken	19
Regular Attenders	76.3%
Mobile Students	27.2%



OVERALL SCHOOL RATING

Given the recent passage of the Every Student Succeeds Act (ESSA) and the expiration of Oregon's ESEA flexibility waiver on August 1, 2016, the State of Oregon will not assign ratings (i.e., overall and comparison school ratings) to schools for the 2015-16 school year.



PROGRESS ARE STUDENTS MAKING ADEQUATE GAINS OVER TIME?

SCHOOL PERFORMANCE

Performance of students enrolled in the school for a full academic year

Did at least 95% of the students at this school take required assessments? Yes No, Interpret Results with Caution
Participation rate criteria are in place to ensure schools test all eligible students.

The Smarter Balanced and alternate assessments have four performance levels where levels 3 and 4 are meeting the standard for school and district accountability.

See report cards from previous years to view historical OAKS performance data.

	School Performance (%)			School Performance (%)	Oregon Performance (%)	Like-School Average (%)
	2012-13	2013-14	2014-15	2015-16	2015-16	2015-16
English Language Arts (Administered statewide in grades: 3-8, 11)				Level 1	Level 2	Levels 3 & 4
All students in tested grades	2014-15 was the first operational year of the new English language arts assessment.			24.3 31.2 44.6	52.8 22.3 24.8	38.1 25.7 36.1
Mathematics (Administered statewide in grades: 3-8, 11)				Level 1	Level 2	Levels 3 & 4
All students in tested grades	2014-15 was the first operational year of the new mathematics assessment.			19.0 27.8 53.2	43.7 28.8 27.5	27.9 31.6 40.5
Science (OAKS) (Administered statewide in Grades: 5, 8, 11)				Did not meet	Met	Exceeded
All students in tested grades	25.5	37.0	19.1	22.2	66.5	52.1
	0.0 25.5 74.5	0.0 37.0 63.0	0.0 19.1 80.9	0.0 22.2 77.8	15.7 50.8 33.5	9.8 42.3 47.9

Visit www.ode.state.or.us/go/data for additional assessment results.

*, <5, and >95 are displayed when the data must be suppressed to protect student confidentiality.

OUTCOMES FOR KEY STUDENT GROUPS AT THIS SCHOOL COMPARED TO THE SAME GROUPS STATEWIDE

STUDENT GROUP OUTCOMES

	School Performance (%)	Oregon Performance (%)	Like-School Average (%)	School Performance (%)	Oregon Performance (%)	Like-School Average (%)	School Performance (%)	Oregon Performance (%)	Like-School Average (%)
Economically Disadvantaged				American Indian/Alaska Native			Native Hawaiian/Pacific Islander		
Eng. Lang. Arts	24.3	40.9	38.1	Eng. Lang. Arts	*	36.0	25.0	Eng. Lang. Arts	<5
Mathematics	19.0	31.5	27.8	Mathematics	*	27.6	22.2	Mathematics	<5
Science	22.2	56.1	51.9	Science	*	51.7	40.0	Science	*
English Learners				Asian				White	
Eng. Lang. Arts	13.0	30.3	27.8	Eng. Lang. Arts	50.0	70.6	56.0	Eng. Lang. Arts	29.3
Mathematics	10.3	22.9	20.0	Mathematics	33.3	67.5	48.0	Mathematics	29.0
Science	6.7	38.7	39.1	Science	*	75.6	59.7	Science	47.1
Students with Disabilities				Black/African American				Female	
Eng. Lang. Arts	6.3	23.9	14.7	Eng. Lang. Arts	21.7	31.7	27.2	Eng. Lang. Arts	28.1
Mathematics	5.9	20.3	13.1	Mathematics	8.3	20.9	15.1	Mathematics	17.5
Science	28.6	38.4	27.5	Science	16.7	41.5	31.6	Science	16.7
Migrant				Hispanic/Latino				Male	
Eng. Lang. Arts	16.7	25.9	25.4	Eng. Lang. Arts	13.6	34.7	29.4	Eng. Lang. Arts	19.3
Mathematics	<5	19.2	19.6	Mathematics	6.7	25.5	18.5	Mathematics	20.9
Science	*	36.1	38.4	Science	5.6	44.9	41.5	Science	28.6
Talented and Gifted				Multi-Racial					
Eng. Lang. Arts	*	95.5	90.0	Eng. Lang. Arts	37.5	57.2	42.2		
Mathematics	*	94.8	85.5	Mathematics	25.0	46.6	31.7		
Science	*	97.7	94.3	Science	*	70.0	53.1		

*, <5, and >95 are displayed when the data must be suppressed to protect student confidentiality.

CURRICULUM & LEARNING ENVIRONMENT WHAT IS THIS SCHOOL DOING TO IMPROVE STUDENT LEARNING AND TO PREPARE STUDENTS FOR THE FUTURE?

SCHOOL READINESS

- *Early Kindergarten Transition Program
- *Daily Universal Breakfast and Lunch
- *Positive Behavioral Intervention and Supports Program
- *Social Skills Instruction
- *Child Development Specialist

- *Guidance and Counseling Curriculum on College and Career Readiness
- *Multnomah County Mental Health Consultant
- *Bully Prevention Instruction
- * REAP Reflections Program

ACADEMIC SUPPORT

- *ELL Program-support based on language proficiency
- *Special Education Program
- *Full Day Kindergarten Program
- *Title 1 Reading Support

ACADEMIC ENRICHMENT

- *Talented and Gifted (TAG) Program
- *Schools Uniting Neighborhoods (SUN) After School Program
- *SUN Summer Program

EXTRA-CURRICULAR ACTIVITIES/ AFTER SCHOOL PROGRAMS

- *SUN After School Program
- *SUN Parent Classes
- *Family Game Night
- *Multicultural Night
- *6th Grade Band

Data and information in the Curriculum and Learning Environment section were provided by local schools and districts, and were not verified by the Oregon Department of Education.

FEDERAL TITLE I DESIGNATION

Tier 1 Tier 2 Tier 3

Tier 2 Schools are formerly identified Priority, Priority S.I.G., Focus, or Other Title I Schools based on Oregon's rating formula and ESEA Flexibility Waiver. **These schools have demonstrated moderate improvement since identification and are currently receiving adaptive supports and monitoring from ODE.**

For more information, please visit <http://www.ode.state.or.us/search/page/?id=3742>